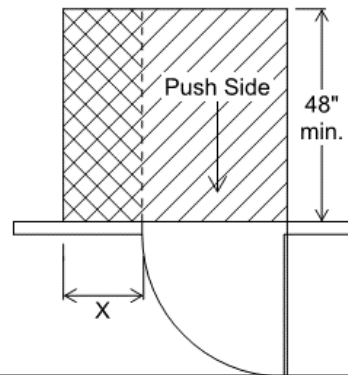
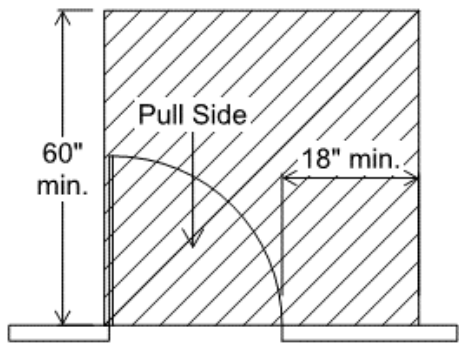




This Tip Sheet reflects code requirements of the 2015 International Building Code (IBC) and ICC A117.1-2009 with Washington State Amendments.

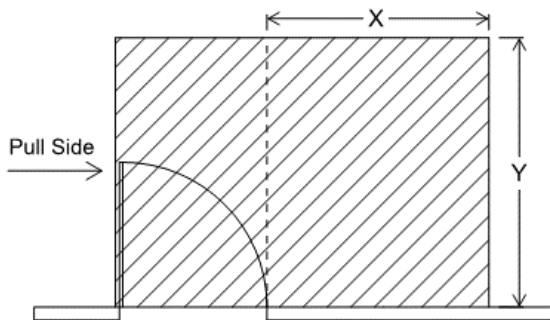
Front Approaches



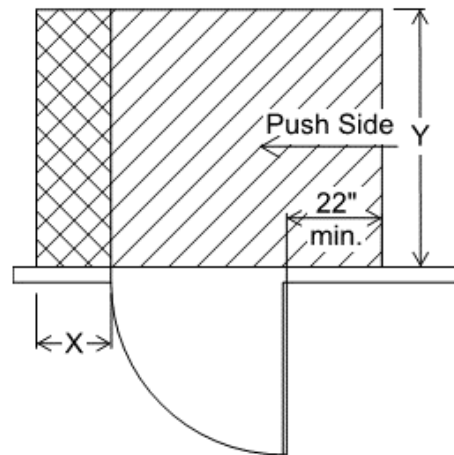
X = 12" min. if the door has both a closer and a latch.

If there is no closer or latch X is not required.

Hinge Side Approaches



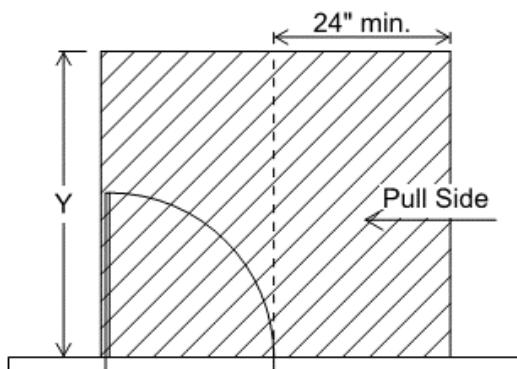
X = 36" min. if Y = 60" min.
or
X = 42" min. if Y = 54" min.



Y = 48" min. and X = 12" min. if door has a latch and a closer.

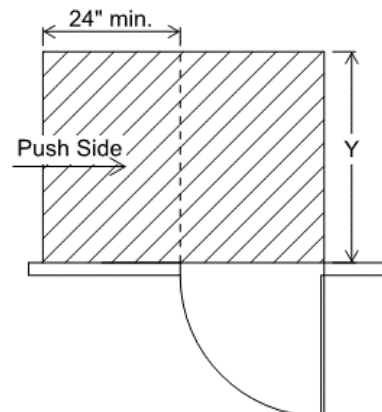
Y = 42" min. and X is not required if there is no closer or latch on the door.

Latch Side Approaches



Y = 48" min. if door does not have a closer.

Y = 52" min. if door does have a closer.



Y = 42" min. if door does not have a closer.

Y = 48" min. if the door does have a closer.

GENERAL INFORMATION:

- The intent of this Tip Sheet is to provide a general understanding of the code requirements and does not address the subject in great detail.